



ACTIVITIES

THIRD GRADE

WEEK 4 (November 24- 28, 2025)

PRESENT PROGRESSIVE

Activity 1: Find and Correct the Mistakes

Each sentence has a **mistake**. Find it and write the correct version.

Example: She are playing → She is playing.

1. He am watching TV. →
2. They is running at the park. →
3. I are cooking dinner. →
4. My friends is play football. →
5. She are reading a book. →
6. The cat are sleeping on the sofa. →
7. We is studying English. →
8. It are raining outside. →

Activity 2: Choose the Correct Sentence

Read both sentences and circle the one that is correct in Present Progressive.

Example: a) He play football. b) He is playing football. → **Correct: b**

1. a) She is cook dinner. b) She is cooking dinner. _____
2. a) They are play soccer. b) They are playing soccer. _____
3. a) He is watching TV. b) He watching TV. _____
4. a) We are cleaning the classroom. b) We is cleaning the classroom.

5. a) I am writing a message. b) I writing a message. _____
6. a) It are raining. b) It is raining. _____
7. a) The teacher is talking. b) The teacher talking. _____
8. a) You are studying for the exam. b) You studying for the exam. _____
9. a) My sister is dancing. b) My sister dancing. _____
10. a) They are playing video games. b) They are play video games. _____

Activity 3: Write Sentences from Pictures

Look at the emojis and write a sentence in Present Progressive for each one.

Example: . 📱 I am using the phone

1. 🔍 _____

2. 📖 _____

3. 🖋️ _____

4. 🎨 _____

5. 🛌 _____

6. 🐱 _____

7. 🏃‍♀️ 🧑 _____

Final Project: “What Are We Doing?”










Objective:

Students will demonstrate their understanding of the *Present Progressive tense* by creating short written and visual descriptions about daily actions.

Instructions:

1. **Choose 6 people** (they can be classmates, family members, friends, or famous people).
2. **Write one sentence** for each person using the *Present Progressive*.
 - Each sentence must describe **what they are doing right now**.
 - Use emojis, drawings, or magazine pictures to illustrate your sentences.

Example:

-  My mom is cooking dinner in the kitchen.
-   My brother is studying for his exam.
-   I am listening to music.
-  My dog is sleeping on the sofa.
-  My friend is playing basketball.
-   My teacher is working on the computer.

1.

2.

3.

4.

5.

6.